

ONLINE MEETING GUIDE

GETTING STARTED

If you choose to participate online you will be able to view a live webcast of the meeting, ask questions online and submit your votes in real time. To participate online visit meetnow.global/MRCA4DL on your smartphone, tablet or computer. You will need the latest version of Chrome, Safari, Edge or Firefox. Please ensure your browser is compatible.

TO LOG IN, YOU MUST HAVE THE FOLLOWING INFORMATION:

Australian Residents

Member number and postcode of your registered address.

Overseas Residents

Member number and country of your registered address.

Appointed Proxies

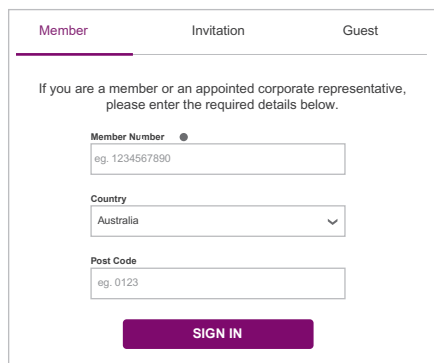
Please contact Computershare Investor Services on +61 3 9415 4024 to request your unique email invitation link prior to the meeting day.

PARTICIPATING AT THE MEETING

To participate in the online meeting, visit meetnow.global/MRCA4DL.

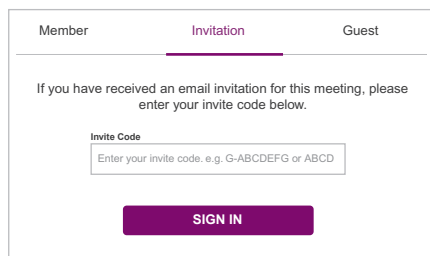
To register as a member

Select 'Member', enter your member number and select your country. If in Australia, also enter your postcode.



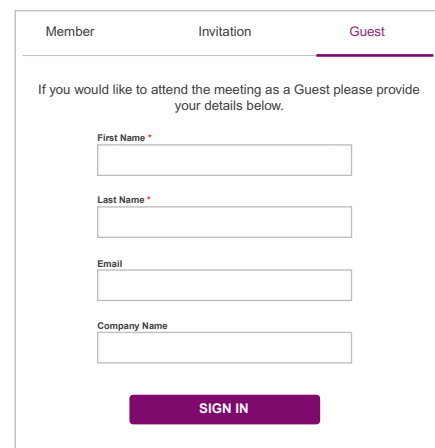
The screenshot shows the 'Member' tab selected. It contains a text input for 'Member Number' with a sample value 'eg. 1234567890', a dropdown menu for 'Country' set to 'Australia', and another text input for 'Post Code' with a sample value 'eg. 0123'. A purple 'SIGN IN' button is at the bottom.

OR To register as a proxyholder
To access the meeting click on the link in the invitation email sent to you or select 'Invitation' and enter your invite code provided in the email.



The screenshot shows the 'Invitation' tab selected. It contains a text input for 'Invite Code' with a sample value 'Enter your invite code. e.g. G-ABCDEFGH or ABCD'. A purple 'SIGN IN' button is at the bottom.

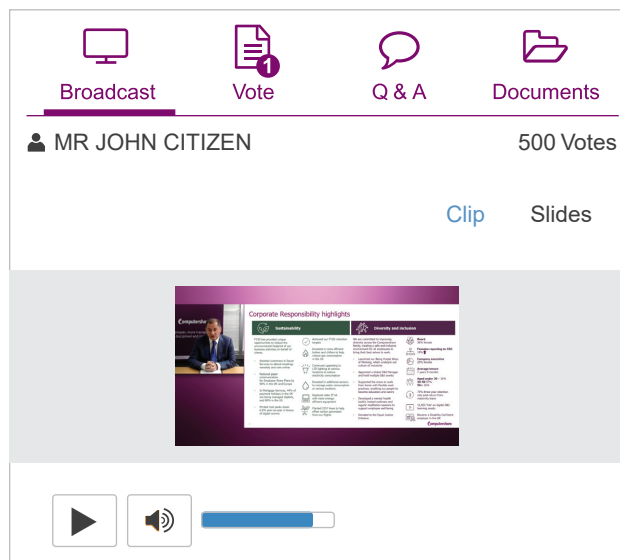
OR To register as a guest
Select 'Guest' and enter your details.



The screenshot shows the 'Guest' tab selected. It contains text inputs for 'First Name', 'Last Name', 'Email', and 'Company Name'. A purple 'SIGN IN' button is at the bottom.



The webcast will appear automatically once the meeting has started. If the webcast does not start automatically, press the play button and ensure the audio on your computer or device is turned on.

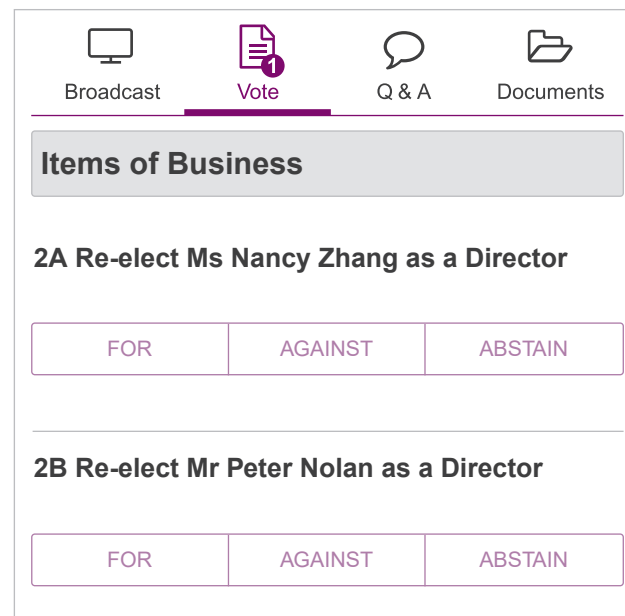


Vote

When the Chairman declares the poll open, select the 'Vote' icon and the voting options will appear on your screen.

To vote, select your voting direction. A tick will appear to confirm receipt of your vote.

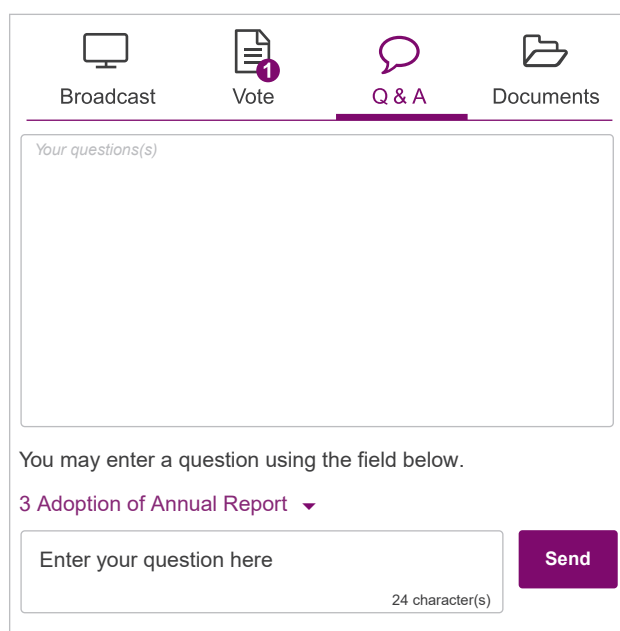
To change your vote, select 'Click here to change your vote' and select a different option to override.



Q & A

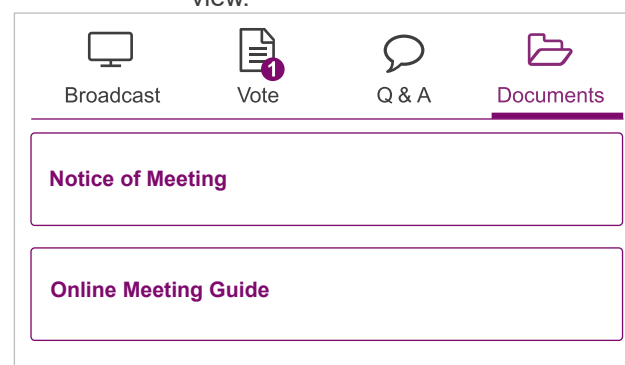
To ask a question, select the 'Q & A' icon, select the topic your question relates to. Type your question into the chat box at the bottom of the screen and press 'Send'.

To ask a verbal question, follow the instructions on the virtual meeting platform.



Documents

To view meeting documents, select the 'Documents' icon and choose the document you wish to view.



FOR ASSISTANCE

If you require assistance before or during the meeting please call +61 3 9415 4024.